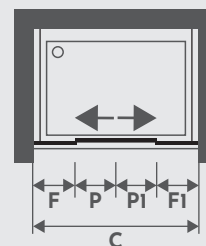


**CARACTERÍSTICAS / CHARACTERISTICS**

- Vidro Temperado de 6mm
- Perfil Alumínio
- Ajustamento de 15mm Cada Lado
- Sistema Soft Close
- Reversíveis RH e LH
- Sem Perfil Inferior Com Guia Destacável
- Rodízio Duplo Superior
- Puxador Metálico
- Anti-cálcario Ambos Lados
- Perfil Antibacteriano
- Certificado EN12150 (Proteção Térmica, mais Resistência, Maior Segurança)
- Certificado EN14428 (CE)

- 6mm Tempered Glass
- Aluminum Profile
- 15mm Adjustment Each Side
- Soft Close System
- Reversible RH and LH
- Without Bottom Profile with Detachable Guide
- Upper Double Roller
- Metal Handle
- Anticalcary Both Sides
- Antibacterial Profile
- EN12150 Certificate (Thermal Protection, more Resistance, More Safety)
- EN14428 Certificate (CE)

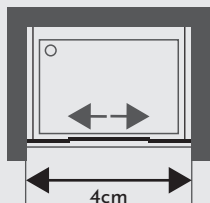
**MEDIDAS STANDARD / STANDARD DIMENSIONS**



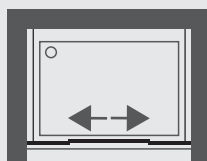
MEDIDA C	PORTA PxA	FIXO FxA	AJUSTAMENTO	ENTRADA
150	39.1x197.7	34.7x196.6	148-151	58.5
155	40.4x197.7	36x196.6	153-151	61
160	41.6x197.7	37.2x196.6	158-161	63.5
165	42.9x197.7	38.5x196.6	163-166	66
170	44.1x197.7	39.7x196.6	168-171	68.5
175	45.4x197.7	41x196.6	173-176	71
180	46.6x197.7	42.2x196.6	178-181	73.5
185	47.9x197.7	43.5x196.6	183-186	76
190	49.1x197.7	44.7x196.6	188-191	78.5
195	50.4x197.7	46x196.6	193-196	81
200	51.6x197.7	47.2x196.6	198-201	83.5
205	52.9x197.7	48.5x196.6	203-206	86
210	54.1x197.7	49.7x196.6	208-211	88.5

Medidas em centímetros / Measurements in centimeters

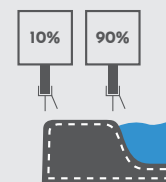
**AJUSTAMENTO / ADJUSTMENT**



**TIPOLOGIAS / TYPOLOGIES**

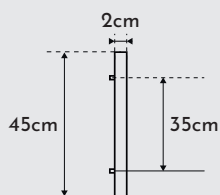


**AFERIAÇÃO DE MEDIDAS / ASCERTAINING THE MEASUREMENTS**

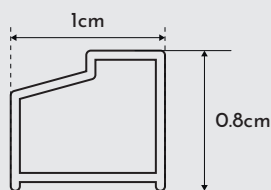


Eficácia na aplicação / Effectiveness of installation

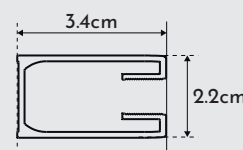
**PUXADOR METÁLICO / METAL HANDLE**



**PERFIL UNIÃO / UNION PROFILE**



**PERFIL DE PAREDE / WALL PROFILE**



**ACABAMENTOS / FINISHED PERFS ANTIBACTERIANO / ANTIBACTERIAL PROFILE**




**CROMADO / CHROMED**



**VIDRO TRANSPARENTE 6MM / 6MM TRANSPARENT GLASS**



**SISTEMA SOFT CLOSE / SOFT CLOSE SYSTEM**




**PRETO MATE / MATTE BLACK**



**MONTAGEM EXPRESS / EXPRESS ASSEMBLY**



**MUITO ALTA ESTANQUEIDADE / VERY HIGH LEAK-TIGHTNESS**




**OURO MATE / MATTE GOLD**




**TRATAMENTO ANTICALCÁRIO / ANTI CALCIUM TREATMENT**



**AMBIENTALMENTE SUSTENTÁVEL / ENVIRONMENTALLY SUSTAINABLE**



**GUN METAL / GUN METAL**



**NICKEL MATE / NICKEL MATTE**



**GARANTIA 2 ANOS / 2 YEAR GUARANTEE**



**CERTIFICADO EN14428 / EN14428 CERTIFICATE**

**INSTALAÇÃO / INSTALLATION**

A instalação do produto deverá ser efetuada por um técnico habilitado.

A instalação deverá ser realizada apenas quando se confirmar que a superfície está adequadamente limpa e completamente isenta de humidade.

The installation should be carried out by a qualified technician.

Installation shall only proceed once it has been confirmed that the surface is properly cleaned and entirely free of moisture.

**EMBALAGEM / PACKAGING**

O produto é entregue em embalagem de cartão, garantindo proteção adequada durante o transporte e armazenamento.

The product is delivered in a cardboard package, ensuring appropriate protection during transport and storage.



**SIENA FRONTAL  
2 FIXO + 2 PORTA  
FRONTAL SIENA  
2 FIXED + 2 DOOR**