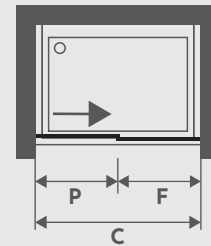


CARACTERÍSTICAS / CHARACTERISTICS

- Vidro Temperado de 6mm
- Perfil Alumínio
- Ajustamento de 15mm
- Sistema Soft Close
- Reversíveis RH e LH
- Sem Perfil Inferior Com Guia Destacável
- Rodízio Duplo Superior
- Puxador Metálico
- Anti-cálcario Ambos Lados
- Perfil Antibacteriano
- Certificado EN12150 (Proteção Térmica, mais Resistência, Maior Segurança)
- Certificado EN14428 (CE)

- 6mm Tempered Glass
- Aluminum Profile
- 15mm Adjustment
- Soft Close System
- Reversible RH and LH
- Without Bottom Profile with Detachable Guide
- Upper Double Roller
- Metal Handle
- Anticalcary Both Sides
- Antibacterial Profile
- EN12150 Certificate (Thermal Protection, more Resistance, More Safety)
- EN14428 Certificate (CE)

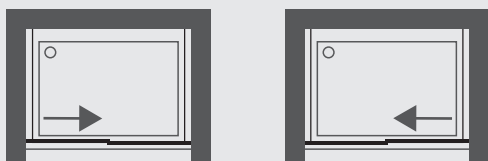
MEDIDAS STANDARD / STANDARD DIMENSIONS




MEDIDA C	PORTA PxA	FIXO FxA	AJUSTAMENTO	ENTRADA
100	51x197.7	46.8x196.6	98-100.5	40
105	53.5x197.7	49.3x196.6	103-105.5	42.5
110	56x197.7	51.8x196.6	108-110.5	45
115	58.5x197.7	54.3x196.6	113-115.5	47.5
120	61x197.7	56.8x196.6	118-120.5	50
125	63.5x197.7	59.3x196.6	123-125.5	52.5
130	66x197.7	61.8x196.6	128-130.5	55
135	68.5x197.7	64.3x196.6	133-135.5	57.5
140	71x197.7	66.8x196.6	138-140.5	60
145	73.5x197.7	69.3x196.6	143-145.5	62.5
150	76x197.7	71.8x196.6	148-150.5	65
155	78.5x197.7	74.3x196.6	153-155.5	67.5
160	81x197.7	76.8x196.6	158-160.5	70
165	83.5x197.7	79.3x196.6	163-165.5	72.5
170	86x197.7	81.8x196.6	168-170.5	75
175	88.5x197.7	84.3x196.6	173-175.5	77.5
180	91x197.7	86.8x196.6	178-180.5	80

Medidas em centímetros / Measurements in centimeters

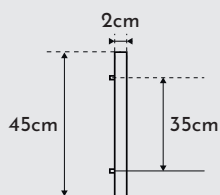
TIPOLOGIAS /
TYPOLOGIES



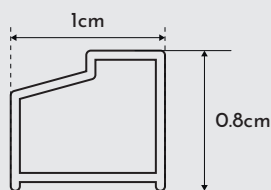
AFERIAÇÃO DE MEDIDAS /
ASCERTAINING THE MEASUREMENTS



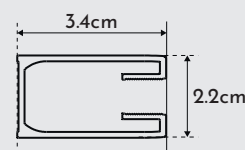
PUXADOR METÁLICO /
METAL HANDLE



PERFIL UNIÃO /
UNION PROFILE



PERFIL DE PAREDE /
WALL PROFILE



ACABAMENTOS / FINISHED
PERFIS ANTIBACTERIANO / ANTIBACTERIAL PROFILE




CROMADO /
CHROMED




VIDRO
TRANSPARENTE 6MM
6MM TRANSPARENT
GLASS



SISTEMA SOFT CLOSE
SOFT CLOSE SYSTEM



PRETO
MATE /
MATTE
BLACK




BRANCO
MATE /
MATTE
WHITE



MONTAGEM EXPRESS
EXPRESS ASSEMBLY



MUITO ALTA ESTANQUEIDADE
VERY HIGH LEAK-TIGHTNESS



OURO
MATE /
MATTE
GOLD




ROSA OURO
MATE /
MATTE
ROSA GOLD



TRATAMENTO
ANTICALCÁRIO
ANTI CALCIUM TREATMENT



AMBIENTALMENTE
SUSTENTÁVEL
ENVIRONMENTALLY
SUSTAINABLE



GUN
METAL /
GUN
METAL



NICKEL
MATE /
NICKEL
MATTE



GARANTIA
2 ANOS
2 YEAR
GUARANTEE



CERTIFICADO EN14428
EN14428 CERTIFICATE

INSTALAÇÃO / INSTALLATION

A instalação do produto deverá ser efetuada por um técnico habilitado.

A instalação deverá ser realizada apenas quando se confirmar que a superfície está adequadamente limpa e completamente isenta de humidade.

The installation should be carried out by a qualified technician.

Installation shall only proceed once it has been confirmed that the surface is properly cleaned and entirely free of moisture.

EMBALAGEM / PACKAGING

O produto é entregue em embalagem de cartão, garantindo proteção adequada durante o transporte e armazenamento.

The product is delivered in a cardboard package, ensuring appropriate protection during transport and storage.



SIENA FRONTAL
1 FIXO + 1 PORTA
FRONTAL SIENA
1 FIXED + 1 DOOR