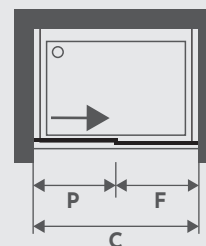


CARACTERÍSTICAS / CHARACTERISTICS

- Vidro Temperado de 8mm
- Perfil Alumínio Cromado
- Ajustamento de 15mm Cada Lado
- Reversíveis RH e LH
- Sem Perfil Inferior Com Guia Destacável
- Rodízio Duplo Superior
- Puxador Metálico
- Anti-calcário Ambos Lados
- Perfil Antibacteriano
- Certificado EN12150 (Proteção Térmica, mais Resistência, Maior Segurança)
- Certificado EN14428 (CE)

- 8mm Tempered Glass
- Chrome Aluminum Profile
- 15mm Adjustment Each Side
- Reversible RH and LH
- Without Bottom Profile with Detachable Guide
- Upper Double Roller
- Metal Handle
- Anticalcary Both Sides
- Antibacterial Profile
- EN12150 Certificate (Thermal Protection, more Resistance, More Safety)
- EN14428 Certificate (CE)

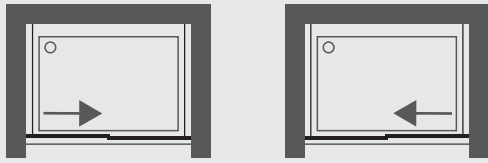
MEDIDAS STANDARD / STANDARD DIMENSIONS



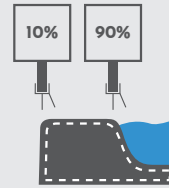
MEDIDA C	PORTA PxA	FIXO FxA	AJUSTAMENTO	ENTRADA
100	51.2x197.7	46.9x196.6	98-100.5	39.5
105	53.7x197.7	49.4x196.6	103-105.5	42
110	56.2x197.7	51.9x196.6	108-110.5	44.5
115	58.7x197.7	54.4x196.6	113-115.5	47
120	61.2x197.7	56.9x196.6	118-120.5	49.5
125	63.7x197.7	59.4x196.6	123-125.5	52
130	66.2x197.7	61.9x196.6	128-130.5	54.5
135	68.7x197.7	64.4x196.6	133-135.5	57
140	71.2x197.7	66.9x196.6	138-140.5	59.5
145	73.7x197.7	69.4x196.6	143-145.5	62
150	76.2x197.7	71.9x196.6	148-150.5	64.5
155	78.7x197.7	74.4x196.6	153-155.5	67
160	81.2x197.7	76.9x196.6	158-160.5	69.5
165	83.7x197.7	79.4x196.6	163-165.5	72
170	86.2x197.7	81.9x196.6	168-170.5	74.5
175	88.7x197.7	84.4x196.6	173-175.5	77
180	91.2x197.7	86.9x196.6	178-180.5	79.5

Medidas em centímetros / Measurements in centimeters

TIPOLOGIAS /
TYPOLOGIES

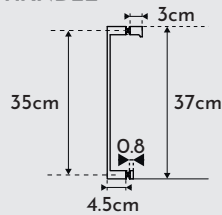


AFERIAÇÃO DE MEDIDAS /
ASCERTAINING THE MEASUREMENTS

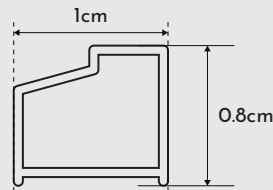


Eficácia na aplicação /
Effectiveness of installation

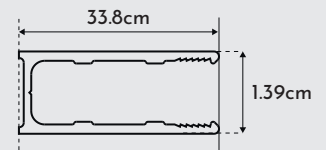
PUXADOR METÁLICO /
METAL HANDLE



PERFIL UNIÃO /
UNION PROFILE



PERFIL DE PAREDE /
WALL PROFILE



ACABAMENTOS / FINISHED
PERFIS ANTIBACTERIANO / ANTIBACTERIAL PROFILE




CROMADO /
CHROMED



VIDRO
TRANSPARENTE 8MM
8MM TRANSPARENT
GLASS



MUITO ALTA ESTANQUEIDADE
VERY HIGH LEAK-TIGHTNESS



PRETO MATE /
MATTE BLACK



MONTAGEM EXPRESS
EXPRESS ASSEMBLY



AMBIENTALMENTE
SUSTENTÁVEL
ENVIRONMENTALLY
SUSTAINABLE



OURO MATE /
MATTE GOLD



TRATAMENTO
ANTICALCÁRIO
ANTI CALCIUM TREATMENT



CERTIFICADO EN14428
EN14428 CERTIFICATE



GUN METAL /
GUN METAL



GARANTIA
2 ANOS
2 YEAR
GUARANTEE

INSTALAÇÃO / INSTALLATION

A instalação do produto deverá ser efetuada por um técnico habilitado.

A instalação deverá ser realizada apenas quando se confirmar que a superfície está adequadamente limpa e completamente isenta de humidade.

The installation should be carried out by a qualified technician.

Installation shall only proceed once it has been confirmed that the surface is properly cleaned and entirely free of moisture.

EMBALAGEM / PACKAGING

O produto é entregue em embalagem de cartão, garantindo proteção adequada durante o transporte e armazenamento.

The product is delivered in a cardboard package, ensuring appropriate protection during transport and storage.



RIMINI FRONTAL
1 FIXO + 1 PORTA
FRONTAL RIMINI
1 FIXED + 1 DOOR